

MEL-ROL®

Rolled, Self-Adhering Waterproofing Membrane

TECHNICAL DESCRIPTION

SEALTIGHT MEL-ROL Waterproofing System is a flexible, versatile, dependable, roll-type waterproofing membrane. It is composed of a nominally 56 mil thick layer of polymeric waterproofing membrane on a heavy-duty, 4 mil thick, cross-laminated polyethylene carrier film. The two components are laminated together under strict quality-controlled, production procedures.

A handy overlap guideline is printed 2 1/2" (63.5mm) in from the material edge on each side to assure proper overlap coverage and assist in maintaining a straight application. Special, exposed polymeric membrane strips are provided on both sides for positive membrane-to-membrane adhesion in the overlap area. The membrane strips are protected by a pull-off release strip. All components of the MEL-ROL Waterproofing System including SEALTIGHT MEL-PRIME Primer, SEALTIGHT Pointing Mastic, SEALTIGHT Detail Strips and MEL-ROL Liquid Membrane work together with the MEL-ROL Waterproofing Membrane to provide a cost-effective, positive waterproofing system that's quick and easy-to-apply.

USES

SEALTIGHT MEL-ROL Waterproofing System provides a cost-effective answer to properly waterproof foundations, vertical walls and below-grade floors in residential and commercial construction. It is equally effective for use as a between-the-slab waterproofing on plaza decks, parking decks and structural slabs. Use it as a waterproofing membrane to isolate mechanical and electronic rooms, laboratories, kitchens and bathrooms. MEL-ROL offers positive protection when "wrapped around" major rapid transit, vehicular, utility and pedestrian tunnel projects.

Installation of SEALTIGHT Protection Course is recommended before backfilling. It can also be used with drainage boards when specified.

FEATURES AND BENEFITS

- Provides a cost-effective, flexible, versatile, dependable, positive waterproofing protection against damaging moisture migration and the infiltration of free water
- Offers a quick and easy-to-apply system for maximum productivity
- Special membrane-to-membrane adhesion provides additional overlap security
- Meets or exceeds the test requirements of all currently applicable specifications
- Components work together for positive waterproofing protection
- Handles with ease on the jobsite
- The product will help meet and maintain the maximum slab moisture transfer rate of 3 lbs./1000 sq.ft./24 hours required by the flooring industry specifications.
- Available in a winter grade product, for use when air and surface temperatures are between 20°F (-7°C) and 60°F (16°C).

PACKAGING

38.5" (.98m) wide x 60' (18.29m) long, one roll per carton.

COVERAGE

Provides 180 square feet (17.88 square meters) per roll.

STORAGE AND HANDLING

Store membrane cartons on pallets and cover if left outside. Keep materials away from sparks and flames. Store where temperature will not exceed 90°F (32°C) for extended periods of time.

SPECIFICATIONS

A.R.E.M.A. Specifications
Chapter 29, Waterproofing

CONTINUED ON REVERSE SIDE

MEL-ROL COMBINES POSITIVE WATERPROOFING PROTECTION WITH EASE OF HANDLING

EXCLUSIVE FEATURES

A handy overlap guideline is printed 2 1/2" (63.5mm) in from the material edge on each side...assuring proper overlap coverage and assisting in maintaining a straight application. The polymeric waterproofing membrane is protected by a special, easy-to-remove release paper...the exposed membrane strips on the material edges are protected by a pull-off release strip. Exposed polymeric membrane strips are provided on both sides of MEL-ROL for positive membrane-to-membrane adhesion in the overlap area... note the detail, as shown in inset photo.

PROPERTIES AND CHARACTERISTICS		
PROPERTY	TYPICAL VALUE	TEST METHOD
COLORCarrier Film	White	
Polymeric Membrane	Black	
THICKNESS . . .Carrier Film	4 mils	
Polymeric Membrane	56 mils	
TENSILE STRENGTH . . .Carrier Film	5900 psi min. (40.71MPa)	ASTM D 412 (Die C)
Polymeric Membrane	590 psi min. (4.07MPa)	ASTM D 412 (Die C)
ELONGATION Polymeric Membrane	455% min.	ASTM D 412 (Die C)
PERFORMANCE OF COMPOSITE MEMBRANE		
PEEL ADHESION . . .Dry	7-11 lb./in. (125-196 g/mm) width, min.	Footnote 1
. . .Wet	7-12 lb./in. (125-214 g/mm) width, min.	
PLIABILITY 180° Bend, 1" (25.4mm) Mandrel @ -25°F (-32°C)	Unaffected (5.72 x 10 ⁴ g/Pa•S•M ²)	ASTM D 146
WATER VAPOR TRANSMISSION	.05 gr./sq.ft./hr.	ASTM E 96 (Method B)
WATER ABSORPTION	0.1%, 72 hrs. max.	ASTM D 570(M)
RESISTANCE TO HYDROSTATIC HEAD	Equiv. to 240 ft. (73.1m) of water	Footnote 2
PUNCTURE RESISTANCE	67 lbs.	ASTM E154
EXPOSURE TO FUNGI	Pass, 16 weeks	Soil Test

1. 90% peel after 7 days at 70°F (-21°C) plus 7 days at 120°F (49°C) plus 7 days at 70°F (-21°C) (Dry) (Wet).

2. Membrane placed over a porous base in a test cell and edges sealed. Water was placed over test specimen. Cell fastened and sealed and placed under 105 psi

(.73 Mpa) (approx. 240 foot (73.1m) water head) pressure for 24 hours. Test specimen did not show any water to permeate the membrane.

MEL-ROL IS QUICK AND EASY TO APPLY

Application Tools



Knife



Roller



Caulking Gun



Manual Sprayer



Paint Roller

APPLICATION

SURFACE PREPARATION...Concrete should be cured at least 72 hours, be clean, dry, smooth and free of voids. Repair spalled areas; fill all voids and remove all sharp protrusions.

***TEMPERATURE...**Apply in dry, fair weather when the air and surface temperatures are above 40°F (4°C). Do not apply to frozen concrete.

***MEL-ROL WINTERGRADE (W/G),** a low temperature membrane can be used when air and surface temperatures are between 20°F (-7°C) and 60°F (16°C).

PRIME...Prior to application, prime all surfaces to be covered in one working day with applicable MEL-PRIME Primer. Uncovered, primed surfaces must be re-primed the next day. Follow all instructions and precautions shown on primer containers.

FOOTING DETAILS...Use SEALTIGHT Detail Strips for impaction sheet coverage. First, fold strips lengthwise and then cut at the fold. Material is then ready to install as 4 1/2"(114.3mm) strips on either side of the rebar. Any excess can be turned down on the face of the footing. Next, fill the voids around rebars in the keyway with SEALTIGHT Catalytic Bonding Asphalt. Pour the walls. Install a SEALTIGHT Detail Strip horizontally along the wall where it meets the footing, placing half the material up the wall and the other half onto the footing. Extend the material 4 1/2" (114.3mm) beyond outside corners. Slit extended portion of detail strip lengthwise. Place the horizontal flap out onto the footing and bend the vertical flap around the wall (See Diagram A). Repeat this procedure in the opposite direction as shown in Diagram B.

DIAGRAM A
Outside Corner

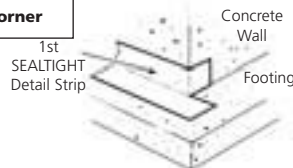
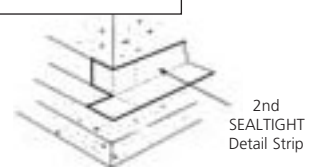
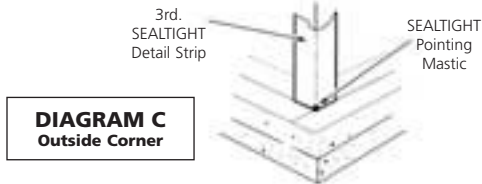


DIAGRAM B
Outside Corner



HORIZONTAL APPLICATIONS...Position the MEL-ROL Membrane from low to high point so all laps will shed water. Stagger end laps and overlap all seams at least 2.5 inches (63.5mm). Apply a double-thickness of the MEL-ROL Membrane over construction, control and expansion joints and over cracks greater than 1/16" (1.59mm) wide.

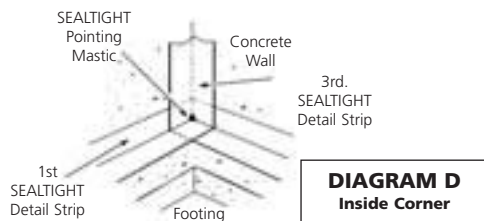
VERTICAL WALL APPLICATION...Apply MEL-ROL Membrane vertically in lengths approximately 8' (2.44m) long over the top of the horizontal Detail Strips at the footing. Overlap all seams at least 2.5" (63.5mm). Tightly butt edges of membrane and apply SEALTIGHT Pointing Mastic in corner applications. (See Diagram C).



To the top terminations, apply SEALTIGHT Pointing Mastic at least 1/8" (3.18mm) thick and 1" (25.4mm) wide. As an option: SEALTIGHT Termination Bars may be used to mechanically fasten the membrane. Masonry walls must be parge-coated with an asphaltic foundation coating or a cementitious material before applying MEL-ROL.

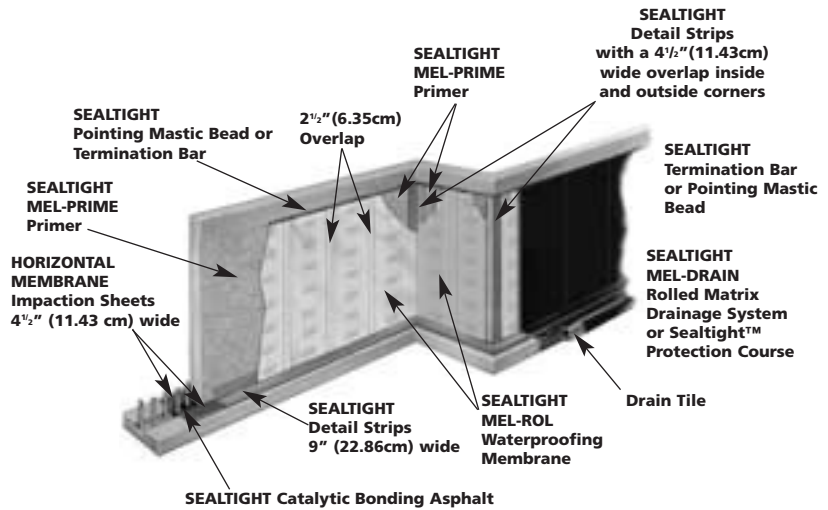
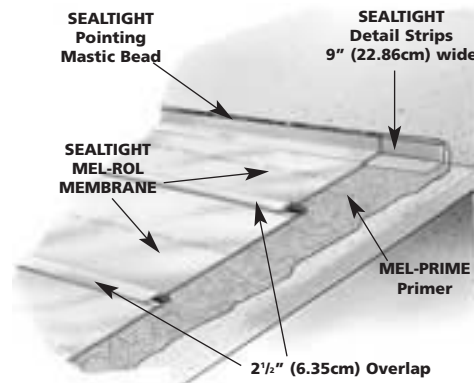
HAND-RUB AND ROLL PRESS...Once positioned, immediately hand-rub MEL-ROL Membrane firmly to the surface and then pressure roll the complete surface to assure positive adhesion.

INSIDE CORNERS...Before MEL-ROL is applied, place a vertical SEALTIGHT Detail Strip on inside corners extending the material 4 1/2" (114.3mm) beyond each side of the corner (See Diagram D). Terminate at the footing and finish the corner with SEALTIGHT Pointing Mastic.



OUTSIDE CORNERS...Bend a SEALTIGHT Detail Strip vertically over the outside corner and extend 4 1/2" (114.3mm) beyond each side of the corner. Terminate the material at the footing. Finish the corner with SEALTIGHT Pointing Mastic. (See Diagram C).

DRAINS AND PROTRUSIONS...All protrusions should be sealed with two layers of Membrane applied at least 6" (152.4mm) in all directions. Seal all terminations with SEALTIGHT Pointing Mastic. Around drains apply two layers of MEL-ROL Membrane and put a bead of SEALTIGHT Pointing Mastic between the membrane and clamping rings and at all terminations, drains and protrusions.



INSPECT AND REPAIR...a thorough inspection should be made before covering and all necessary repairs made immediately. Tears and inadequate overlaps should be covered with MEL-ROL Membrane...slit fishmouths and patch. Seal edges of all patches with SEALTIGHT Pointing Mastic. Where applicable, horizontal applications can be flood-tested for 24 hours. All leaks should be marked and repaired when membrane dries.

PROTECT THE MEMBRANE...On all vertical and horizontal installations with the immediate application of SEALTIGHT Protection Course, if no drainage system is used, or MEL-DRAIN. (Refer to Data Sheet Nos. 712 and 719 for application instructions). Use SEALTIGHT Pointing Mastic as an adhesive. Backfilling should be done immediately using care and caution to avoid damaging the waterproofing application.

PRECAUTIONS

Avoid the use of products which contain tars, solvents, pitches, polysulfide polymers, or PVC materials that may come into contact with MEL-ROL.

Read and follow application information, precautions and Material Safety Data information.

ACCESSORIES

SEALTIGHT MEL-PRIME WATER-BASE

PRIMER...Prepares concrete surfaces for MEL-ROL Membrane application. Arrives ready to use. Requires no additional mixing. MEL-PRIME W/B emits no unpleasant odors and works with all SEALTIGHT Waterproofing Membranes. Applied easily with manual sprayer or roller. V.O.C. Compliant. MEL-PRIME W/B is for use at temperatures of 40°F (4°C) and up. (Refer to Data Sheet No. 752).

COVERAGE: 250 to 350 sq.ft./gal. (6.14 to 8.59 sq.m/L)

PACKAGING: 1 Gallon (3.79 Liter) Units (4 units per carton) and 5 Gallon (18.93 Liter) Pails

SEALTIGHT MEL-PRIME SOLVENT-BASE OR VOC COMPLIANT SOLVENT-BASE PRIMERS...

These primers are for use at temperatures of 25°F (-4°C) and above. (Refer to Data Sheet Nos. 751 and 7100-542).

COVERAGE: 250-350 sq.ft./gal. (6.14 to 8.59 sq.m/L)

PACKAGING: 5 Gallon (18.93 Liter) Pails

SEALTIGHT MEL-ROL LIQUID MEMBRANE...

A two-component material used as a flashing, to form fillets at corners and at protrusions. May be used as a substitute for SEALTIGHT Pointing Mastic. (Refer to Data Sheet No. 741).

COVERAGE: As a fillet, approximately 135 lineal feet per gallon (10.87 meters per liter) PACKAGING: 1 Gallon (3.79 Liter) Units, 4 Units per carton.

SEALTIGHT POINTING MASTIC...Used for sealing top edge terminations on SEALTIGHT Detail Strips and Membrane. (Refer to Data Sheet No. 740).

COVERAGE: 1/8"x 1"x 200 ft./gal. (3.18mm x 25.4mm x 16.10ml). PACKAGING: 5 Gallon (18.93 Liter) Pails or 29 Oz. (857.65ml) Cartridges, 12/ctn.

SEALTIGHT CATALYTIC BONDING ASPHALT...Easy-to-apply one-component material for sealing around rebar.

COVERAGE: 5 gal./1,000 sq.ft./gal. (4.9 sq.m/L)

PACKAGING: 5 Gallon (18.93 Liter) Pails.

SEALTIGHT DETAIL STRIP...Convenient, easy-to-use detail strips provide an economical and effective method for sealing vertical and horizontal butt joints i.e. inside or outside corners and where walls and footings meet.

PACKAGING: 9" x 50' (.23 x 15.24m) roll, 4 rolls per carton.

SEALTIGHT PROTECTION COURSE...Use for vertical and horizontal applications. Adhere with the SEALTIGHT POINTING MASTIC. Size...4' by 8' (1.22 by 2.44m) panels. (Refer to Data Sheet No. 712).

SEALTIGHT MEL-DRAIN Rolled Matrix Drainage

System...A dimple-raised molded polystyrene fabric designed to provide high flow capacity to reduce hydrostatic pressure build-up around waterproofing and vaporproofing membranes. Choice of drain-types available for vertical, horizontal and site applications. MEL-DRAIN is part of a complete MEADOWS Moisture Protection System. (Refer to Data Sheet No. 719).

MAINTAIN ENERGY EFFICIENCY

SEALTIGHT Products aid in the integrity of other structural systems such as insulation. Because wet insulating materials lose much of their R factor performance characteristics, this reduces the energy efficiency of the structure. SEALTIGHT Products applied for thermal and moisture protection help prevent moisture or vapor penetration into the other systems. These products play a key role in maintaining the structure's energy efficiency.

FOR THE MOST CURRENT PRODUCT INFORMATION, VISIT OUR WEBSITE:
www.wrmeadows.com



LIMITED WARRANTY

"W.R. MEADOWS, INC. warrants at the time and place we make shipment, our material will be of good quality and will conform with our published specifications in force on the date of acceptance of the order." Read complete warranty. Copy furnished upon request.

Disclaimer

The information contained herein is included for illustrative purposes only, and to the best of our knowledge, is accurate and reliable. W.R. MEADOWS, INC. cannot however under any circumstances make any guarantee of results or assume any obligation or liability in connection with the use of this information. As

W.R. MEADOWS, INC. has no control over the use to which others may put its product, it is recommended that the products be tested to determine if suitable for specific application and/or our information is valid in a particular circumstance. Responsibility remains with the architect or engineer, contractor and owner for the design, application and proper installation of each product. Specifier and user shall determine the suitability of products for specific application and assume all responsibilities in connection therewith.